

GradeSpeed Parent Portal Tips for Parents

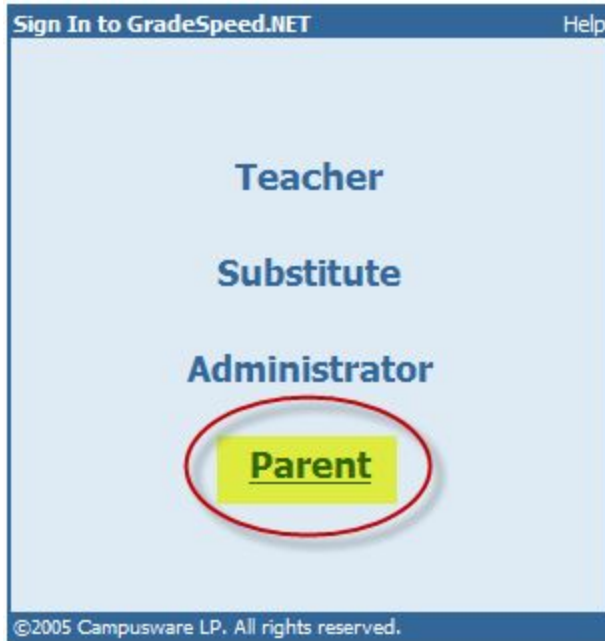


Use these document quick links to jump through the document. This will guide you through the fun features available for students in grades 4-12.

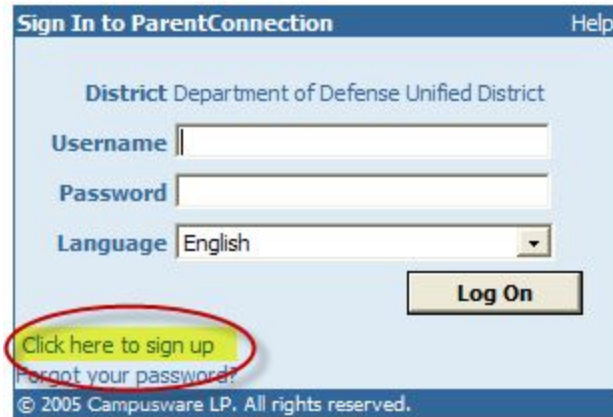
- [Creating a Parent Account](#)
- [Adding Students to an Account](#)
- [Viewing Grades and Progress Reports](#)
- [Find Missing Assignments](#)
- [Setting up Grade Triggers](#)
- [Changing Account Settings](#)

Signing up for a Parent Connection Account

1. Access GradeSpeed: <https://dodea.gradespeed.net> and click the Parent link



2. Click the *Click here to sign up* link.



GradeSpeed How 2.0?
Parent Portal Tips and Tricks

3. Fill in all the required information and enter at least one email address. Then press *Sign Up*.

Parent Account Signup

Please enter accurate information in the following fields. This information will be compared against student records as a qualification for approval. Items with a * are required. **Please do not use nicknames, but rather your full legal name**

Username:	<input type="text"/>	*	Your First Name*:	<input type="text"/>	M.I.	<input type="text"/>	
Password:	<input type="password"/>	*	Your Last Name*:	<input type="text"/>			
Confirm Password:	<input type="password"/>	*	Your Address*:	<input type="text"/>			
Language	English	▼	Address 2:	<input type="text"/>			
<div style="border: 1px solid black; background-color: yellow; padding: 5px; width: fit-content;">Everything with an * is required. Please fill in as much as possible and enter at least one email address.</div>			City*:	<input type="text"/>			
			State*:	Virginia	▼		
			Zip*:	<input type="text"/>			
			Primary Phone:	(<input type="text"/>)	<input type="text"/>	-	<input type="text"/>
			Alternate Phone:	(<input type="text"/>)	<input type="text"/>	-	<input type="text"/>

Email Addresses

Please click the button below to add an email address to this account. You must have at least one email address in this account.

GradeSpeed How 2.0? Parent Portal Tips and Tricks

4. You will be taken to the Parent Connect Home Page. The next step will be to Add a student to your account. (see the guide called *Parent Connection Adding Students.pdf* for complete instructions.)

Department of Defense Unified District

Select a section:

- [Home](#)
- [Manage Students](#)
- [My Settings](#)

You are currently logged in as **darenpc**.

[\[Log Out\]](#)

Welcome to GradeSpeed ParentConnection!

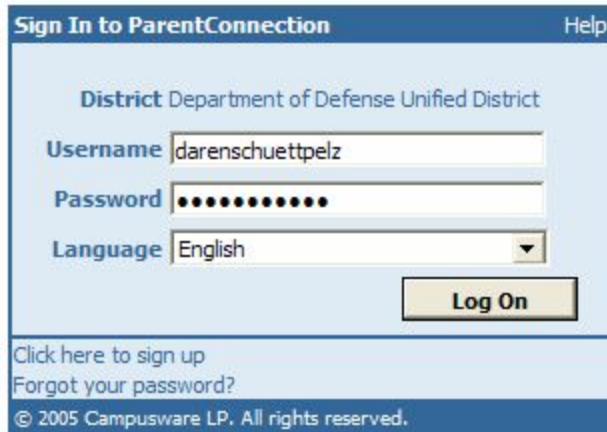
Use the links on the left to view information about your students or to manage your account. Use the dropdown box to select which student you are currently viewing.

Your account currently does not have any students associated with it, or access to students has not yet been approved. Please click below to add students to your account.

[Add a student to my account](#)

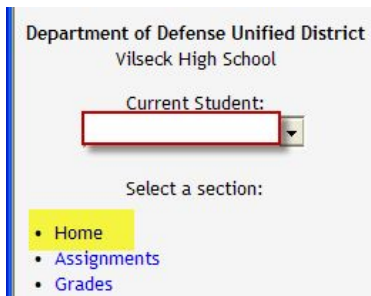
Adding a Student to a Parent Connection Account

1. Log in to GradeSpeed: <https://dodea.gradespeed.net/>



The image shows a login window titled "Sign In to ParentConnection" with a "Help" link in the top right. The form includes a "District" dropdown menu set to "Department of Defense Unified District". Below this are three input fields: "Username" containing "darenschuettpelz", "Password" with masked characters, and "Language" set to "English" with a dropdown arrow. A "Log On" button is positioned to the right of the password field. At the bottom left, there are links for "Click here to sign up" and "Forgot your password?". The footer contains the copyright notice "© 2005 Campusware LP. All rights reserved."

2. From the Home page, click on Add a student to my account.



The image shows a sidebar navigation menu for the "Department of Defense Unified District Vilseck High School". It features a "Current Student:" dropdown menu with a red box around it. Below this is a "Select a section:" area with a list of links: "Home" (highlighted in yellow), "Assignments", and "Grades".

Welcome to GradeSpeed ParentConnection!

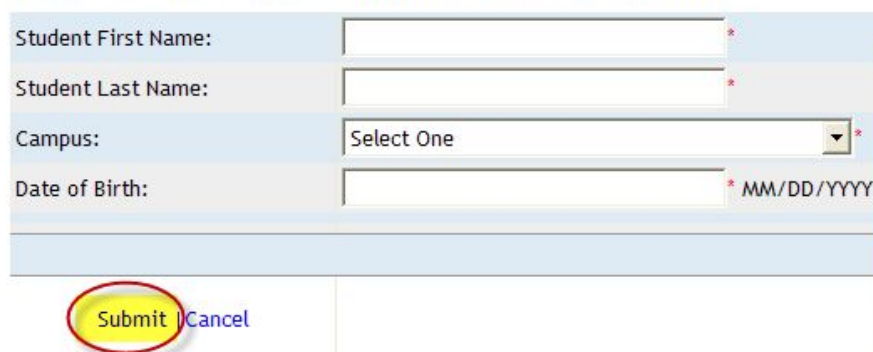
Use the links on the left to view information about your students or to manage your account. Use the dropdown box to select which student you are currently viewing.

[Add a student to my account](#)

3. Enter in all the required information and press submit.

Application for Access to New Students

Please add the information below for each new student you wish to apply for. All fields are required, and please enter the information accurately. This information will be compared against student records as a qualification for approval. **Please do not use nicknames, but rather the student's full legal name.**

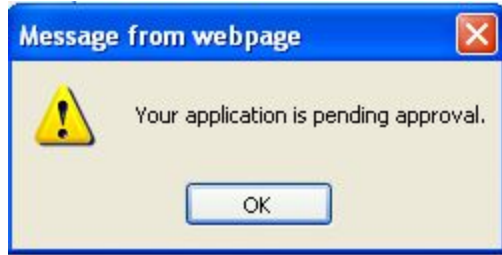


The form contains four required fields, each marked with an asterisk: "Student First Name:", "Student Last Name:", "Campus:" (with a dropdown menu set to "Select One"), and "Date of Birth:" (with a date format "MM/DD/YYYY" and an asterisk). At the bottom left, there are "Submit" and "Cancel" buttons, with "Submit" circled in red.

Enter all of the information. Press Submit to select your child.

If you are not able to see your child, our information may be inaccurate. Please contact the school so we can update our information.

4. If successful, you will get a pop-up showing your request is pending approval.



If you have any questions about your account or child, please contact the school.

Viewing Grades in GradeSpeed Parent Connection

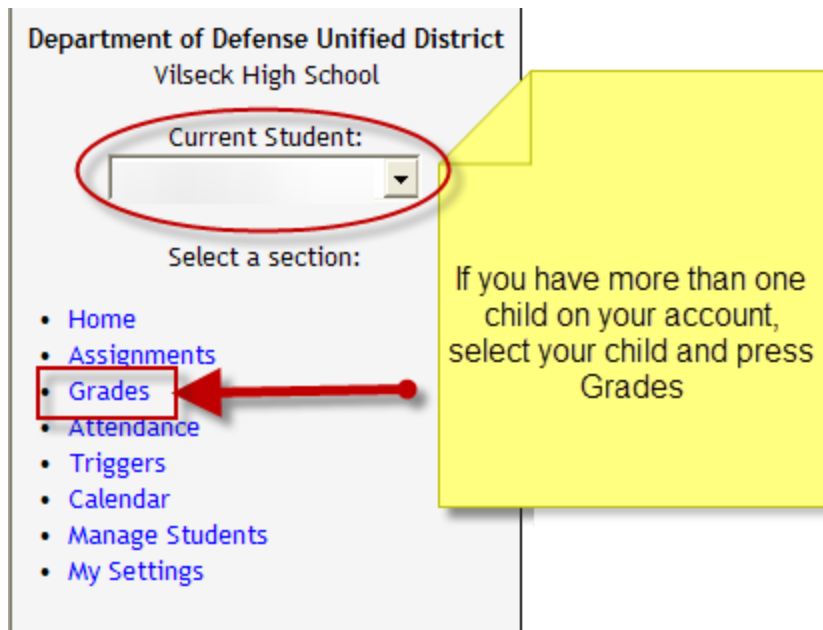
With GradeSpeed Parent Portal, parents can view live grades for all their children's subjects.

1. Log in to GradeSpeed: <https://dodea.gradespeed.net/>



The screenshot shows the 'Sign In to ParentConnection' window. At the top right is a 'Help' link. Below the title bar, it says 'District Department of Defense Unified District'. There are three input fields: 'Username' with the text 'darenschuettpelz', 'Password' with masked characters, and 'Language' with a dropdown menu set to 'English'. A 'Log On' button is positioned to the right of the password field. At the bottom left, there are links for 'Click here to sign up' and 'Forgot your password?'. The footer contains the copyright notice '© 2005 Campusware LP. All rights reserved.'

2. Select your child (if you have more than one on your account and press Grades.



The screenshot shows the dashboard for the 'Department of Defense Unified District' at 'Vilseck High School'. A red oval highlights the 'Current Student:' dropdown menu. Below it is the text 'Select a section:'. A red arrow points from the 'Grades' link in the left-hand navigation menu to a yellow callout box. The callout box contains the text: 'If you have more than one child on your account, select your child and press Grades'. The navigation menu includes links for Home, Assignments, Grades, Attendance, Triggers, Calendar, Manage Students, and My Settings.

3. You will see the schedule for your child and the current quarter grades. Click on any of the grades to view a progress report of how that grade is calculated.

Student Grades

(Vilseck High School)

Teacher	Notes	Course	Period	Cycle 1	Cycle 2
Mrs. [Name]	Note	Physics Apps	P1	A+	
Mrs. [Name]	Note	Language Arts 9	P2	A+	
Mrs. [Name]	Note	Algebra I	P3	F	
Mrs. [Name]	Note	PE-Personal Fitness	P4	A+	
Mrs. [Name]	Note	Drama-Theater	P5		
Mrs. [Name]	Note	World History 9: Civilizations	P6	A+	
Mrs. [Name]	Note	German I	P7		
Mrs. [Name]	Note	Seminar 9	P8		

The quarter grades will appear under the Cycle columns.
(Cycle 1 =Quarter 1, etc)

GradeSpeed How 2.0?
Parent Portal Tips and Tricks

4. Once you click on a grade, you will see a progress report of assignments and the weights (if applicable) of each category

Teacher	Notes	Course	Period	Cycle 1	Cycle 2	Exam 1	Sem 1	Cycle 3	Cy
	Note	Physics Apps	P1	A+			A+		
	Note	Language Arts 9	P2	A+			A+		
	Note	Algebra I	P3	F			F		
	Note	PE-Personal Fitness	P4	A+			A+		
	Note	Drama-Theater	P5						
	Note	World History 9: Civilizations	P6	A+			A+		
	Note	German I	P7						
	Note	Seminar 9	P8						

Physics Apps (Period P1)
Current Average: 100

Homework - 30%

Assignment	Assigned	Due	Points Earned	Points Possible	Note
Class Rules	Aug-29	Aug-30	10	10	
Metric Worksheet-1	Sep-04	Sep-05	10	10	
Average			100		

Labs/Classwork - 30%

Assignment	Assigned	Due	Points Earned	Points Possible	Note
Average			--		

By clicking on a grade, you can view how the grade is calculated and the score for each assignment.

5. If you have any questions about a grade, you can click on the name of the teacher to view their email address.

Teacher	Notes	Course
Mr. [Name]	Note	Physics Apps
Ms. [Name]	Note	Language Arts 9
Ms. [Name]	Note	Algebra I
Mr. [Name]	Note	PE-Personal Fitness
Ms. [Name]	Note	Drama-Theater
Ms. [Name]	Note	World History 9: Civilizations
Ms. [Name]	Note	German I
Ms. [Name]	Note	Seminar 9

Click on the teacher's name to view/send an email to that teacher.

If you have any questions about your account or the grades, please contact your school.

Monitoring Missing Grades

With GradeSpeed Parent Portal, parents can view live grades and see how many missing assignments their student has for the quarter in all their children's subjects.

1. Log in to GradeSpeed: <https://dodea.gradespeed.net/pc/Default.aspx>

2. Select your child (if you have more than one on your account and press Grades.

GradeSpeed How 2.0? Parent Portal Tips and Tricks

- If you see a number next to the overall grade, that means there are missing assignments. Click on the grade to view which assignments are missing.

ParentConnection

Department of Defense Unified District
Vilseck High School

Current Student:

Select a section:

- Home
- Assignments
- Grades
- Attendance
- Triggers
- Calendar
- Manage Students
- My Settings

You are currently logged in as
[\[Name\]](#)

[\[Log Out\]](#)

Student Grades

Notes	Course	Period	Grade	Cycle 1	Cycle 2
Note	Physics AP 5	P1		C-	
Note	Language Arts 9	P2		C+	
Note	German III	P3	B- (3)		
Note	PE-Personal Fitness	P4	D+		
Note	Drama-Theater	P5	A+		
Note	Algebra I	P6	F (5)		
Note	World History 9: Civilizations	P7	A-		
Note	Seminar 9	P8			

(Period P3)

Current Average: 80

Classwork/Homework - 15%

Assignment	Assigned	Due	Grade	Note
Assignment 1	Sep-07	Sep-07	0	(Missing)
Assignment 2	Sep-13	Sep-13	0	(Missing)
Assignment 3	Sep-17	Sep-17	84	
Assignment 4	Sep-17	Sep-17	80	
Assignment 5	Sep-17	Sep-17	13	
Assignment 6	Sep-21	Sep-21	93	
Assignment 7	Sep-21	Sep-24	0	(Missing) (Dropped)
Assignment 8	Sep-25	Sep-25	88	

The number next to the grade represents how many missing assignments the student has for the quarter.

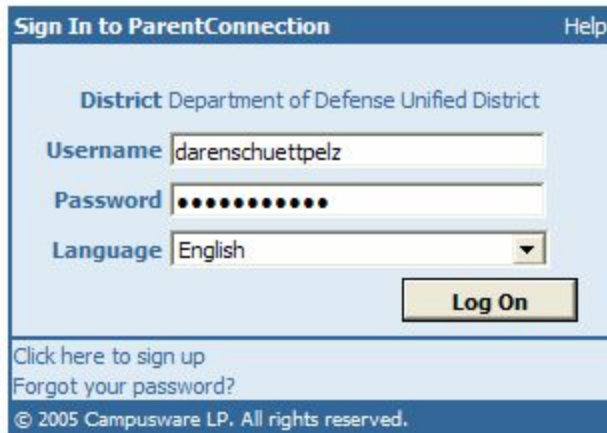
If you have any questions about your account or the grades, please contact your school.

DoDEA Europe Student Information Systems

Setting up Grade/Attendance Triggers

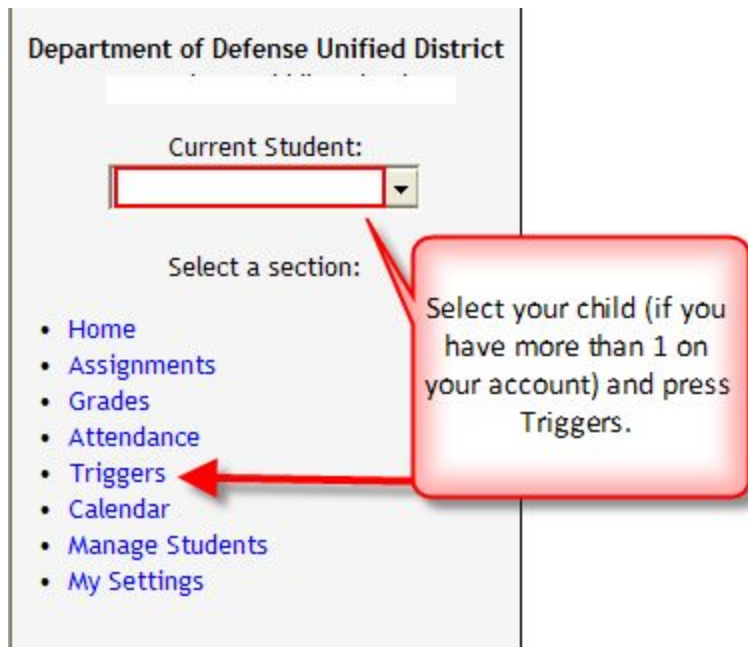
With GradeSpeed Parent Portal, parents can set up email alerts to let them know when their child's grade has dropped or risen above a certain percentage in any class.

1. Log in to GradeSpeed: <https://dodea.gradespeed.net>



The screenshot shows a login window titled "Sign In to ParentConnection" with a "Help" link. The district is identified as "Department of Defense Unified District". The login fields are: Username (darenschuettpelz), Password (masked with dots), and Language (English). A "Log On" button is located at the bottom right. Below the form, there are links for "Click here to sign up" and "Forgot your password?", and a copyright notice for "© 2005 Campusware LP. All rights reserved."

2. Select your child (if you have more than one on your account and press Triggers).



The screenshot shows the user profile page for the "Department of Defense Unified District". It features a "Current Student:" dropdown menu. Below this is a "Select a section:" menu with a list of options: Home, Assignments, Grades, Attendance, Triggers, Calendar, Manage Students, and My Settings. A red callout box with a white background and a red border points to the "Triggers" option. The text inside the callout box reads: "Select your child (if you have more than 1 on your account) and press Triggers."

3. Choose to Send E-mail to your email on your account. Then set up the trigger to alert you when the grade drops or rises above your desired percentage. Then press Update (Repeat this process if you have more than one child).

Triggers

Triggers allow you to receive notification when a grade changes or when there is new attendance data.

Trigger Options

Send E-mail

Trip when a grade changes:

Below

Above

an average of

Watch Attendance

Update

Select the Send E-mail option and choose which trigger to set (above/below).

You will receive an automated email alerted you if the grade gets triggered. Keep an eye on your junk mail folder as sometimes automated emails are considered spam by some email providers.

Changing Account Settings Parent Connection

Log in to GradeSpeed: <https://dodea.gradespeed.net/pc/Default.aspx>



Sign In to ParentConnection Help

District Department of Defense Unified District

Username:

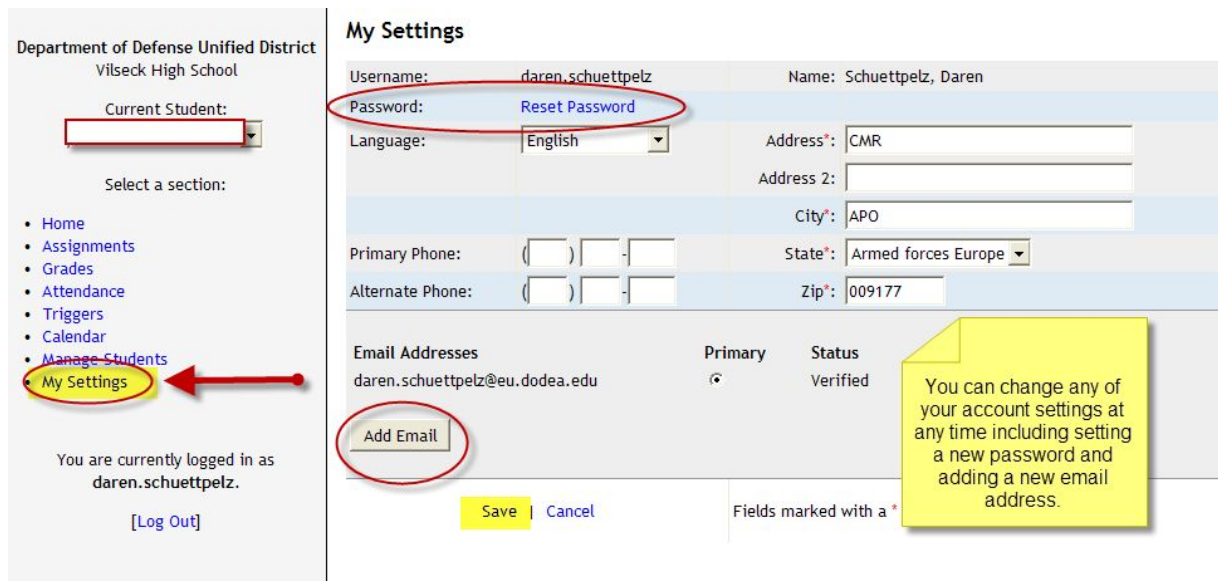
Password:

Language:

[Click here to sign up](#)
[Forgot your password?](#)

© 2005 Campusware LP. All rights reserved.

1. By clicking on the My Settings link, you can edit any of your account settings. Press Save to finish.



Department of Defense Unified District
Vilseck High School

Current Student:

Select a section:

- Home
- Assignments
- Grades
- Attendance
- Triggers
- Calendar
- Manage Students
- **My Settings**

You are currently logged in as darenschuettpelz.
[\[Log Out\]](#)

My Settings

Username: Name: Schuettpelz, Daren

Password:

Language:

Address*:

Address 2:

City*:

Primary Phone: () -

State*:

Alternate Phone: () -

Zip*:

Email Addresses	Primary	Status
daren.schuettpelz@eu.dodea.edu	<input checked="" type="radio"/>	Verified

Fields marked with a *

You can change any of your account settings at any time including setting a new password and adding a new email address.