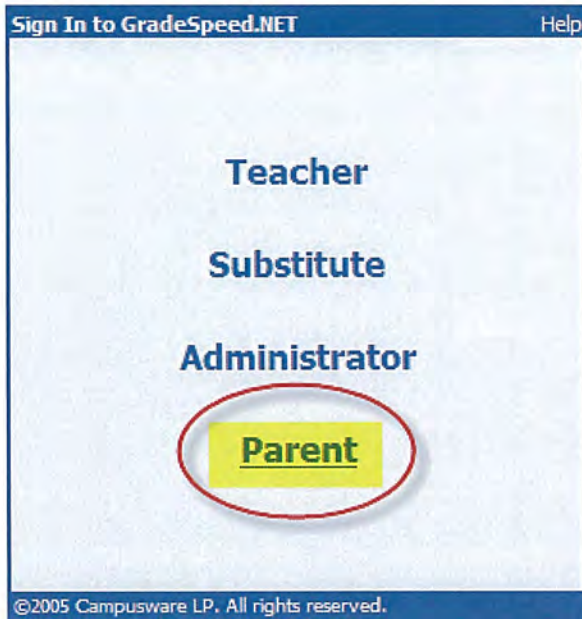


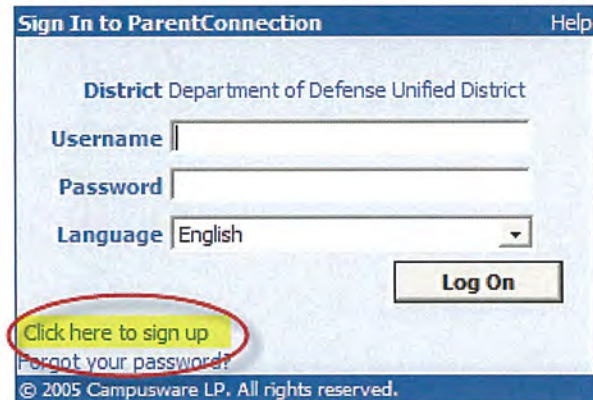
GradeSpeed How 2.0?
Parent Portal

Signing up for a Parent Connection Account

1. Access GradeSpeed: <https://dodea.gradespeed.net/pc/Default.aspx> and click the Parent link



2. Click the *Click here to sign up* link.



GradeSpeed How 2.0?
Parent Portal

3. Fill in all the required information and enter at least one email address. Then press *Sign Up*.

Parent Account Signup

Please enter accurate information in the following fields. This information will be compared against student records as a qualification for approval. Items with a * are required. Please do not use nicknames, but rather your full legal name

Username:	<input type="text"/>	*	Your First Name*:	<input type="text"/>	M.I.
Password:	<input type="password"/>	*	Your Last Name*:	<input type="text"/>	
Confirm Password:	<input type="password"/>	*	Your Address*:	<input type="text"/>	
Language	<input type="text" value="English"/>		Address 2:	<input type="text"/>	
<div style="border: 1px solid black; background-color: yellow; padding: 5px; width: fit-content;">Everything with an * is required. Please fill in as much as possible and enter at least one email address.</div>			City*:	<input type="text"/>	
			State*:	<input type="text" value="Virginia"/>	
			Zip*:	<input type="text"/>	
			Primary Phone:	<input type="text"/>	
			Alternate Phone:	<input type="text"/>	

Email Addresses

Please click the button below to add an email address to this account. You must have at least one email address in this account.

Add Email

Sign Up | Cancel

4. You will be taken to the Parent Connect Home Page. The next step will be to Add a student to your account. (see the guide called *Parent Connection Adding Students.pdf* for complete instructions.

Department of Defense Unified District

Select a section:

- Home
- Manage Students
- My Settings

You are currently logged in as darenpc.

[Log Out]

Welcome to GradeSpeed ParentConnection!

Use the links on the left to view information about your students or to manage your account. Use the dropdown box to select which student you are currently viewing.

Your account currently does not have any students associated with it, or access to students has not yet been approved. Please click below to add students to your account.

Add a student to my account

GradeSpeed How 2.0?
Parent Portal

Adding a Student to a Parent Connection Account

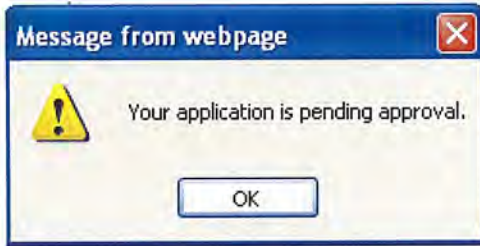
1. Log in to GradeSpeed: <https://dodea.gradespeed.net/pc/Default.aspx>

2. From the Home page, click on Add a student to my account.

3. Enter in all the required information and press submit.

GradeSpeed How 2.0?
Parent Portal

4. If successful, you will get a pop-up showing your request is pending approval.

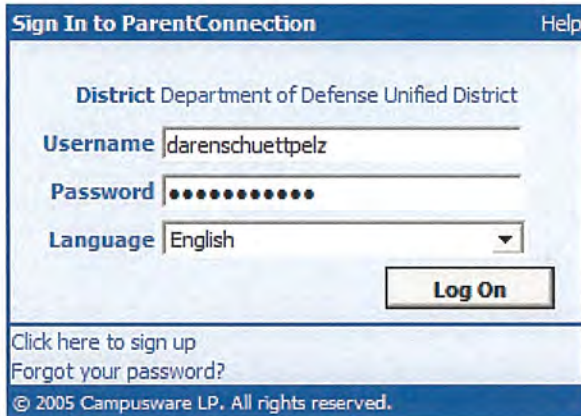


If you have any questions about your account or child, please contact the school.

GradeSpeed How 2.0?
Parent Portal

Changing Account Settings Parent Connection

1. Log in to GradeSpeed: <https://dodea.gradespeed.net/pc/Default.aspx>



Sign In to ParentConnection Help

District Department of Defense Unified District

Username:

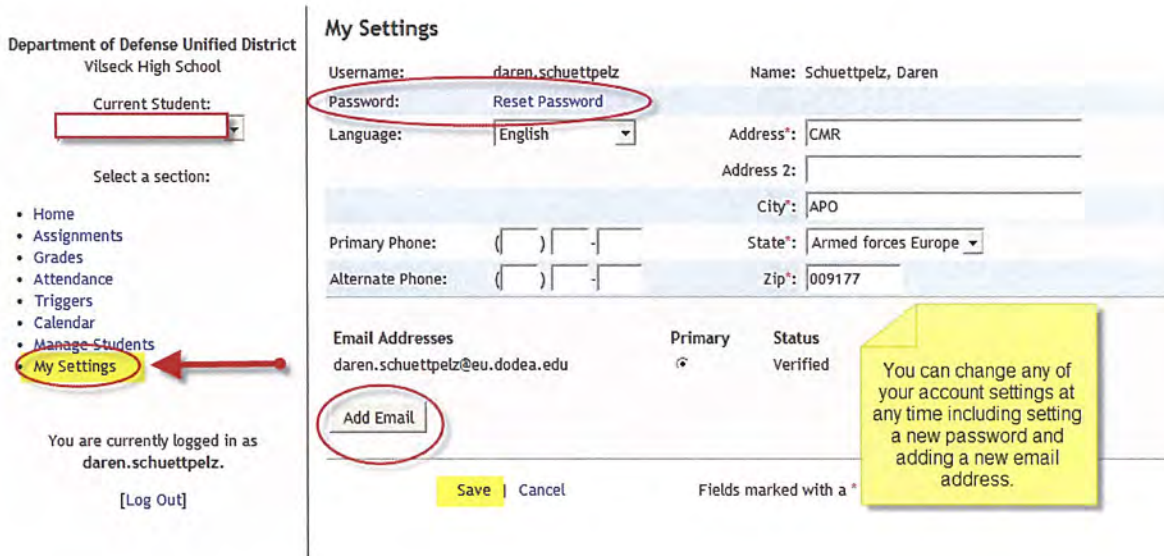
Password:

Language:

[Click here to sign up](#)
[Forgot your password?](#)

© 2005 Campusware LP. All rights reserved.

2. By clicking on the My Settings link, you can edit any of your account settings. Press Save to finish.



Department of Defense Unified District
Vilseck High School

Current Student:

Select a section:

- Home
- Assignments
- Grades
- Attendance
- Triggers
- Calendar
- Manage Students
- **My Settings**

You are currently logged in as **daren.schuettpelz.**
[\[Log Out\]](#)

My Settings

Username: **daren.schuettpelz** Name: Schuettpelz, Daren

Password: **Reset Password**

Language:

Address*:

Address 2:

City*:

Primary Phone: () -

Alternate Phone: () -

State*:

Zip*:

Email Addresses	Primary	Status
daren.schuettpelz@eu.dodea.edu	<input checked="" type="radio"/>	Verified

Fields marked with a *

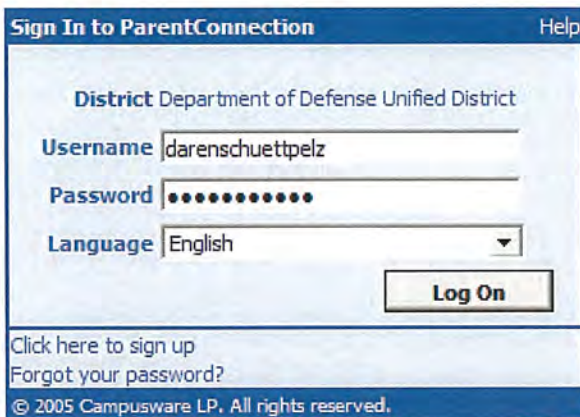
You can change any of your account settings at any time including setting a new password and adding a new email address.

GradeSpeed How 2.0?
Parent Portal

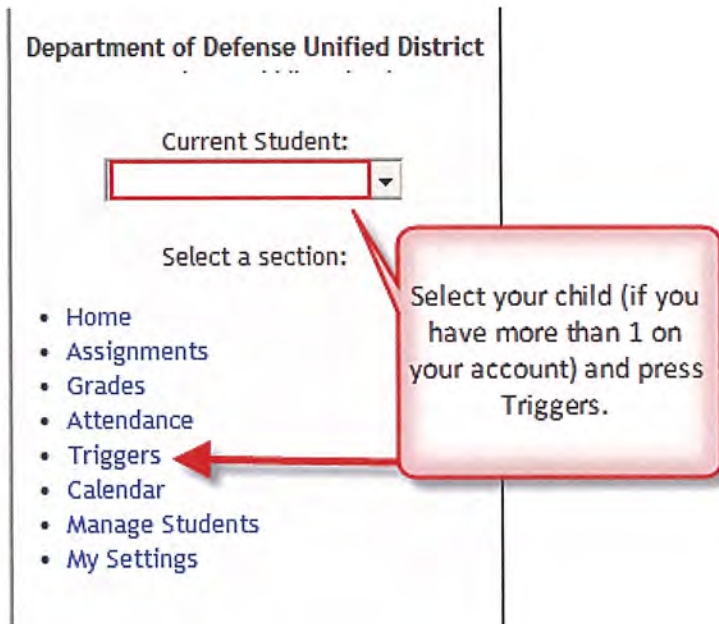
Setting up Grade/Attendance Triggers

With GradeSpeed Parent Portal, parents can set up email alerts to let them know when their child's grade has dropped or risen above a certain percentage in any class.

1. Log in to GradeSpeed: <https://dodea.gradespeed.net/pc/Default.aspx>



2. Select your child (if you have more than one on your account and press Triggers.



GradeSpeed How 2.0?
Parent Portal

3. Choose to Send E-mail to your email on your account. Then set up the trigger to alert you when the grade drops or rises above your desired percentage. Then press Update (Repeat this process if you have more than one child).

Triggers

Triggers allow you to receive notification when a grade changes or when there is new attendance data.

Trigger Options

Send E-mail

Trip when a grade changes:

Below

Above

an average of

Watch Attendance

Update

Select the Send E-mail option and choose which trigger to set (above/below).

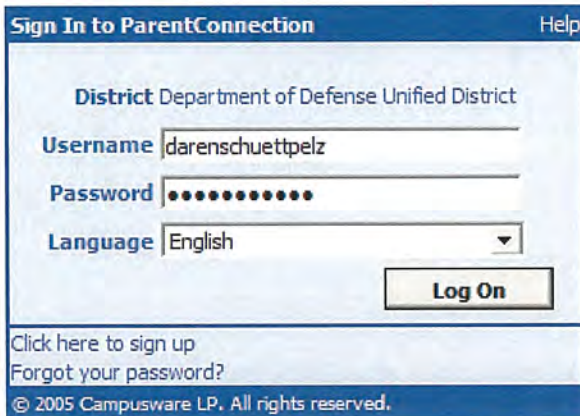
You will receive an automated email alerted you if the grade gets triggered. Keep an eye on your junk mail folder as sometimes automated emails are considered spam by some email providers.

GradeSpeed How 2.0?
Parent Portal

Viewing Grades in GradeSpeed Parent Connection

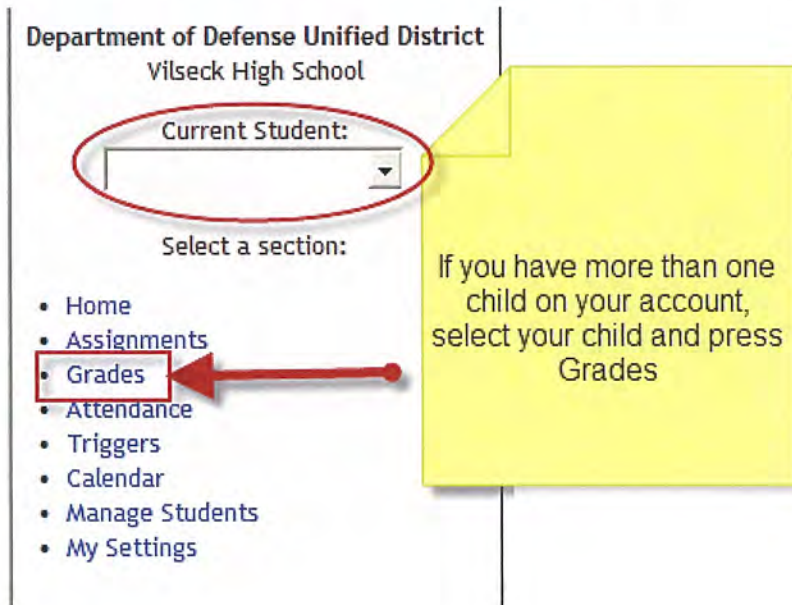
With GradeSpeed Parent Portal, parents can view live grades for all their children's subjects.

1. Log in to GradeSpeed: <https://dodea.gradespeed.net/pc/Default.aspx>



The screenshot shows a login form titled "Sign In to ParentConnection" with a "Help" link. The form includes a "District" field with the value "Department of Defense Unified District". Below this are fields for "Username" (darenschuettpelz), "Password" (masked with dots), and "Language" (English). A "Log On" button is positioned at the bottom right. At the bottom of the form, there are links for "Click here to sign up" and "Forgot your password?", and a copyright notice: "© 2005 Campusware LP. All rights reserved."

2. Select your child (if you have more than one on your account and press Grades.



The screenshot shows the "Department of Defense Unified District" and "Wilseck High School" header. A "Current Student:" dropdown menu is circled in red. Below it is the text "Select a section:". A list of menu items is shown: Home, Assignments, Grades, Attendance, Triggers, Calendar, Manage Students, and My Settings. The "Grades" item is highlighted with a red box and a red arrow points to it from a yellow callout box. The callout box contains the text: "If you have more than one child on your account, select your child and press Grades".

GradeSpeed How 2.0?
Parent Portal

- You will see the schedule for your child and the current quarter grades. Click on any of the grades to view a progress report of how that grade is calculated.

Student Grades

(Vilseck High School)

Teacher	Notes	Course	Period	Cycle 1	Cycle 2
	Note	Physics Apps	P1	A+	
	Note	Language Arts 9	P2	A+	
	Note	Algebra I	P3	F	
	Note	PE-Personal Fitness	P4	A+	
	Note	Drama-Theater	P5		
	Note	World History 9: Civilizations	P6	A+	
	Note	German I	P7		
	Note	Seminar 9	P8		

The quarter grades will appear under the Cycle columns. (Cycle 1 =Quarter 1, etc)

- Once you click on a grade, you will see a progress report of assignments and the weights (if applicable) of each category

Teacher	Notes	Course	Period	Cycle 1	Cycle 2	Exam 1	Sem 1	Cycle 3	Cy
	Note	Physics Apps	P1	A+			A+		
	Note	Language Arts 9	P2	A+			A+		
	Note	Algebra I	P3	F			F		
	Note	PE-Personal Fitness	P4	A+			A+		
	Note	Drama-Theater	P5						
	Note	World History 9: Civilizations	P6	A+			A+		
	Note	German I	P7						
	Note	Seminar 9	P8						

By clicking on a grade, you can view how the grade is calculated and the score for each assignment.

Physics Apps (Period P1)

Current Average: 100

Homework - 30%

Assignment	Assigned	Due	Points Earned	Points Possible	Note
Class Rules	Aug-29	Aug-30	10	10	
Metric Worksheet-1	Sep-04	Sep-05	10	10	
Average			100		

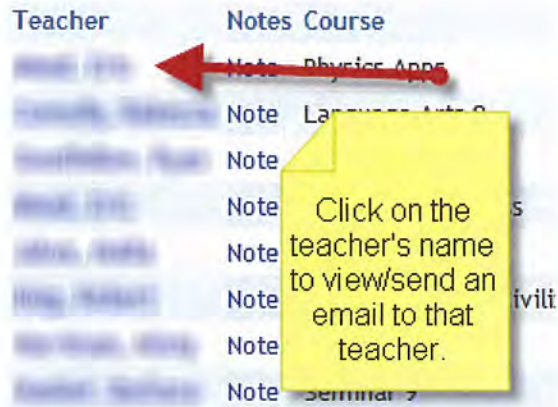
Labs/Classwork - 30%

Assignment	Assigned	Due	Points Earned	Points Possible	Note
Average			--		

GradeSpeed How 2.0?
Parent Portal

5. If you have any questions about a grade, you can click on the name of the teacher to view their email address.

Teacher	Notes	Course
Miss [Name]	Note	Physics Apps
Mrs. [Name]	Note	Language Arts 9
Mrs. [Name]	Note	
Miss [Name]	Note	
Mrs. [Name]	Note	
Mrs. [Name]	Note	
Mrs. [Name]	Note	
Mrs. [Name]	Note	Seminar 7



If you have any questions about your account or the grades, please contact your school.