

dodea

DEPARTMENT OF DEFENSE EDUCATION ACTIVITY



AN OVERVIEW


APRIL 2003

MESSAGE FROM THE DIRECTOR

The Department of Defense Education Activity (DoDEA) is extremely proud of its schools, its educators and its students. This booklet provides a general overview of our schools and the exceptional academic performance of our students. I invite you to use this booklet as a reference, but hope you understand that numbers and graphs cannot represent the talent, dedication to mission, and devotion to military families, that really distinguish our schools.

The children of active duty military service members move from one location to another – often to another continent – on the average of once every three years. They must also contend with the reality that, in times of conflict, duty may place their mothers, fathers, or both, in harm's way. Additional stress is placed upon families when one parent is deployed, something much more the rule than the exception. DoDEA teachers, counselors and administrators understand the tempo of life and the needs of children living in a military community. They seamlessly tailor schedules, activities and instruction to the reality that is the life of a military child. They create dynamic learning environments that anticipate needs and address the special circumstances of military life, and our students are extremely successful.

The high test scores, graduation rate, earned scholarships and university entrance data of our students are impressive. But the most important thing, the variable that makes DoDEA truly unique, is the caliber of its people. While I encourage everyone to review that aspect of success reflected by our test scores and other data, I want everyone to remember that behind every DoDEA success there is a corps of talented, dedicated people. In a way this booklet is a profile of their work.


Joseph D. Tafoya
April 2003

DEPARTMENT OF DEFENSE EDUCATION ACTIVITY

Shortly after the end of World War II, the United States military established schools for the children of its service men and women stationed in Europe and the Pacific. Schools for children of military members stationed at various bases in the United States were already well-established. These overseas and domestic schools were originally administered by the individual services, but as the number of schools grew, their administration was transferred to civilian managers. The schools were organized in two distinct but similar systems: the Department of Defense Dependents Schools (DoDDS) overseas, and the Department of Defense Domestic Dependent Elementary and Secondary Schools (DDESS) in the United States. In 1994 the two systems united under the Department of Defense Education Activity (DoDEA).

DoDEA operates 219 public schools in 19 districts located in seven states, Puerto Rico, Guam, and 13 foreign countries to serve the children of military service members and Department of Defense civilian employees. Approximately 102,600 students are enrolled in DoDEA schools, with approximately 71,100 students in the DoDDS system, and approximately 31,500 students in the DDESS system. DoDDS has approximately 11,700 employees and DDESS approximately 5,800 employees.



Demographics

Children of enlisted military personnel represent 85 percent of the total enrollment in DoDEA schools; minority students account for 50 percent of the total enrollment. Approximately 80 percent of DoDEA students have parents that do not have a college degree, and approximately 50 percent qualify for free or reduced-price lunches. Because military assignments often result in frequent moves, the transient rate for DoDEA schools is 35 percent.

In the DDESS system, the parents/guardians of the majority of the students (60 percent) are affiliated with the Army. In the DoDDS system, approximately 35 percent of students have parents/guardians in the Army, and 29 percent have parents/guardians in the Air Force.

Assessment Systems

DoDEA students take the Terra Nova Achievement Test, a norm-referenced test for students in grades 3 through 11, which rates their performance on whether students are learning what they are being taught. DoDEA students also take the National Assessment of Educational Progress (NAEP), the “Nation’s Report Card,” which is the only continuing assessment of the nation’s students in various subject areas. NAEP provides state/jurisdiction comparisons of student achievement in reading, writing, math, and science. In addition to the Terra Nova and NAEP, DoDEA students take the DoDEA Writing Assessment, a hand-scored essay patterned from the National Writing Project.

DoDEA students continue to perform at a high achievement level on all of these tests. DoDEA students as a whole performed above the national average in the 2000 NAEP in Math, and well above the national average for the 2000 NAEP in Science. DoDEA Black and Hispanic students in both domestic and overseas schools scored at or near the top of the scoring scale for the 2000 Math assessment compared to their minority peers in other participating states and jurisdictions; on the 2000 Science assessment, their scores were the highest compared to their minority peers in other participating states and jurisdictions.

dodea

CLASS OF 2002

SAT (College Entrance Test)

	Students Tested	Percent Participation*	Verbal Score	Math Score	SAT Total
Nation	1,327,831	46%	504	516	1020
DoDEA	2,230	68%	504	497	1001
DoDDS	1,945	74%	506	500	1006
DDESS	285	49%**	490	476	966

* According to the College Board, as participation rates increase, the average score for a group decreases.

** Many DDESS students participate in an alternate college entrance test, the ACT, resulting in a lower participation rate.

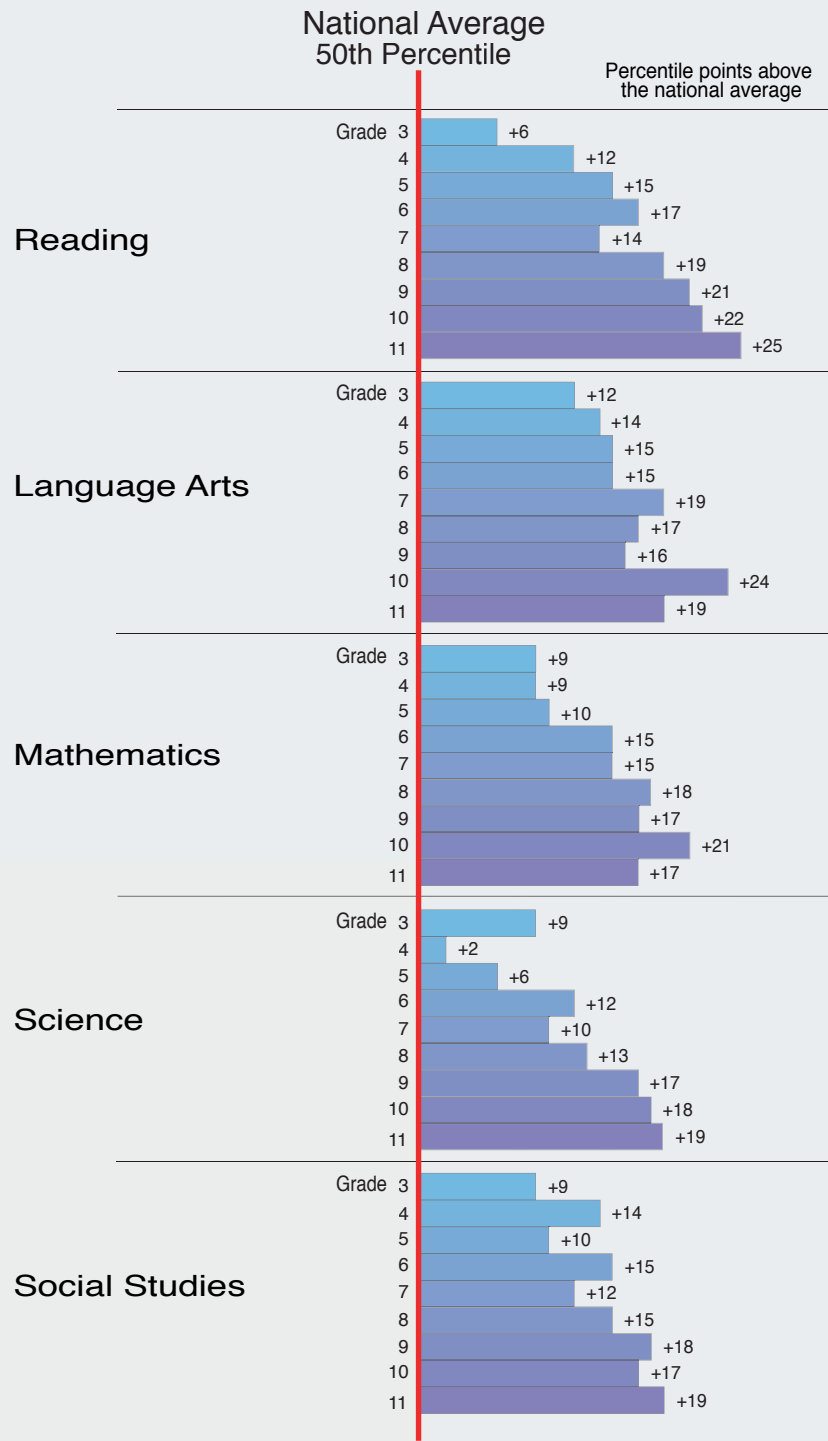
SCHOLARSHIPS AND GRANTS

	Local	State	Military	ROTC	Special	Vocational	Grants/Financial Aid	National Merit	Other	Total
DoDEA	\$1,285,040	\$7,092,844	\$9,756,500	\$11,929,970	\$1,363,721	\$89,400	\$4,090,376	\$41,500	\$14,800	\$35,664,151
DoDDS	\$1,196,370	\$4,061,040	\$7,506,500	\$9,409,970	\$702,411	\$54,400	\$3,295,259	\$27,000	\$14,800	\$26,267,750
DDESS	\$88,670	\$3,031,804	\$2,250,000	\$2,520,000	\$661,310	\$35,000	\$795,117	\$14,500	\$0	\$9,396,401

In 2002, 3,102 DoDEA graduating seniors earned a total of \$35,664,151 in scholarships and grants.

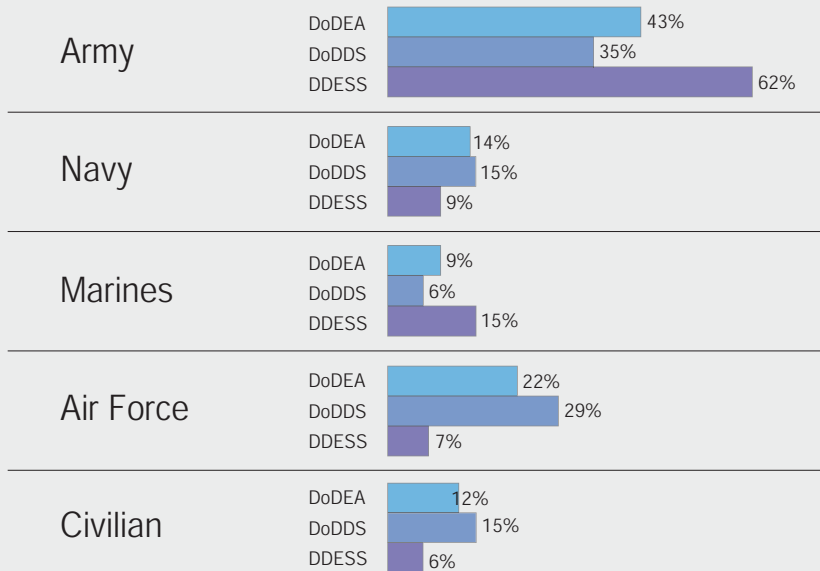
STANDARDIZED TEST SCORES

DoDEA's percentile points were above the national average in every subject and at every grade level on the Spring 2002 administration of the CTB TerraNova Test.



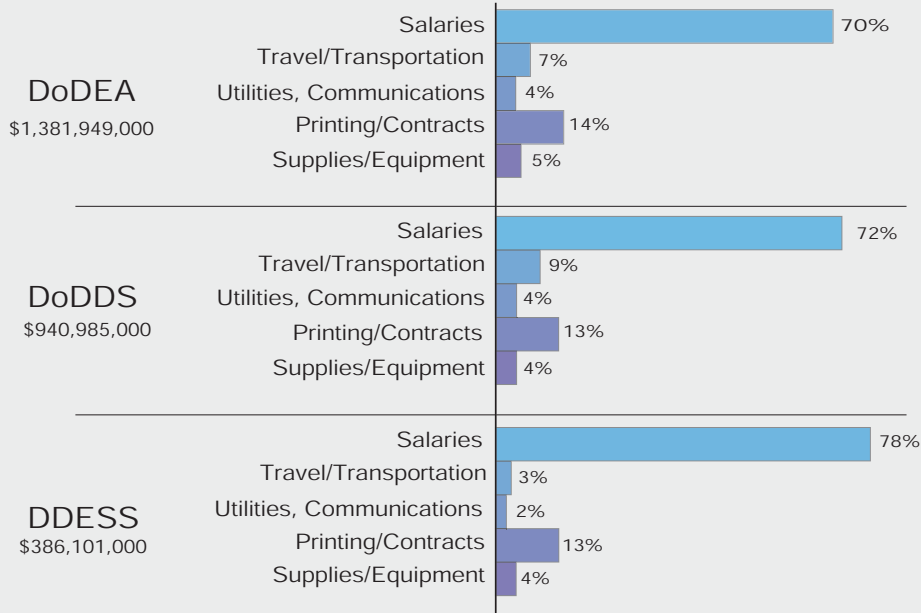
COMMUNITY SPONSORS / BUDGET

COMMUNITY SPONSORS

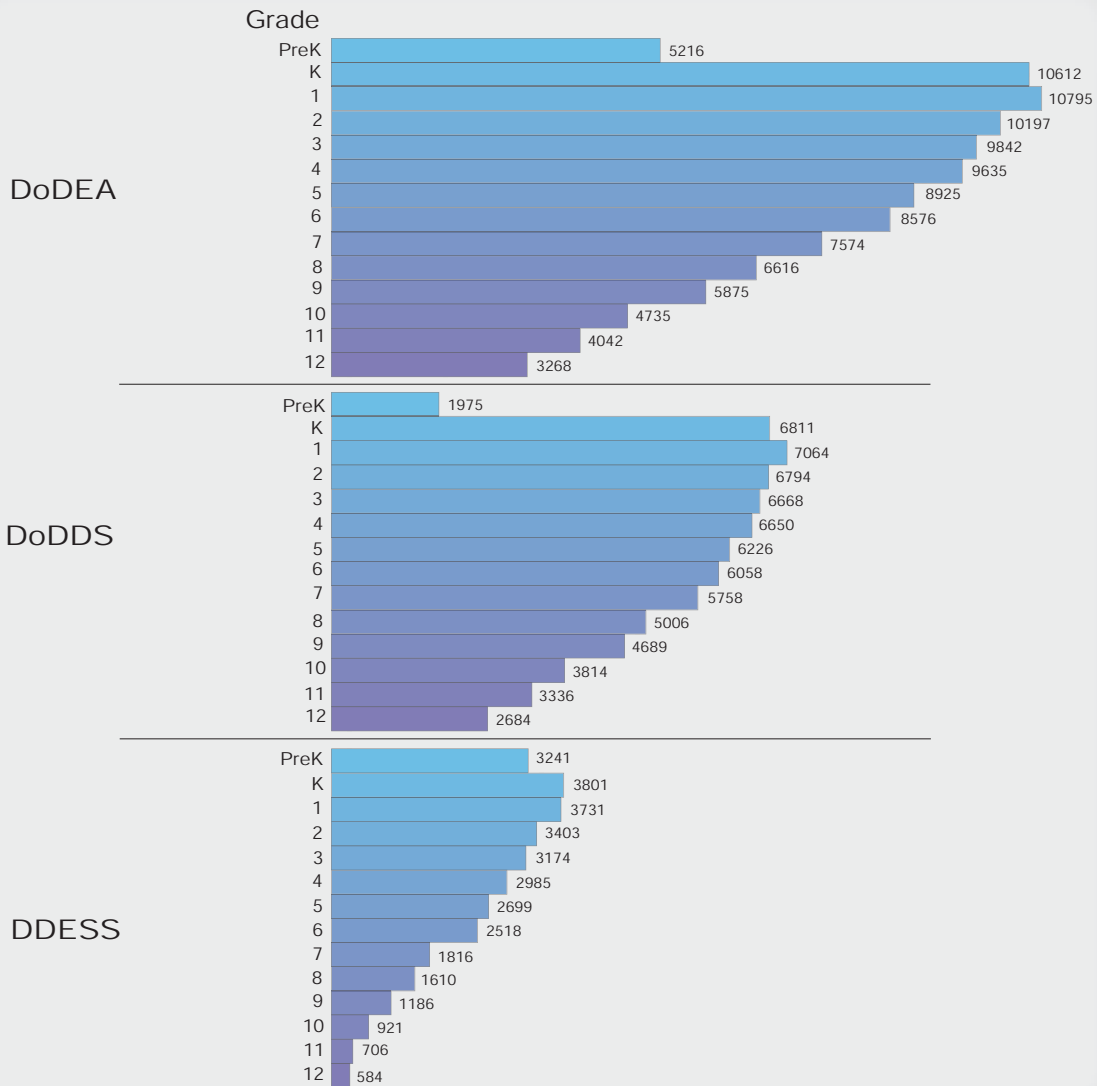


BUDGET

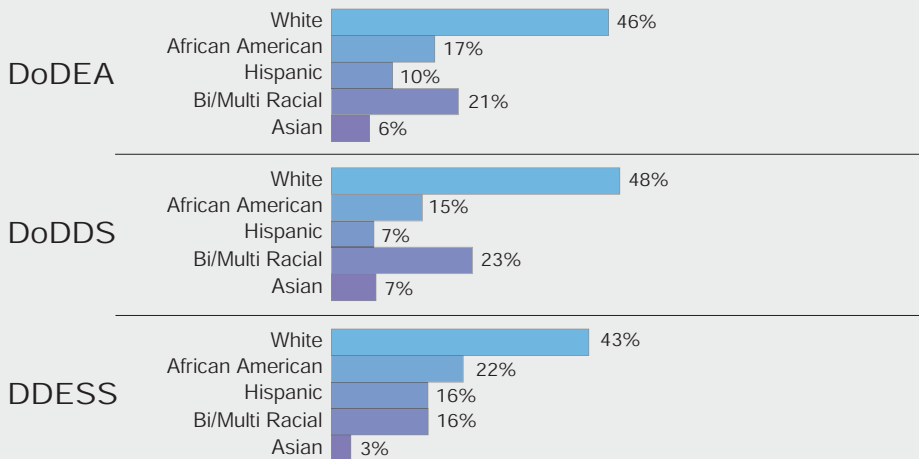
OPERATIONS AND MAINTENANCE



STUDENTS



ETHNICITY



TEACHERS

